ARCADIA Insegne
Made in Italy

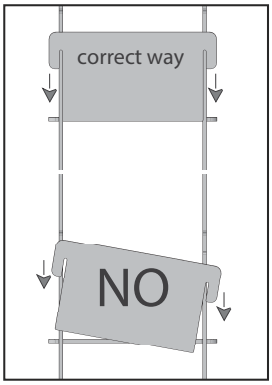

1. Incastrare i 2 pezzi del basamento (1) ;
2. Successivamente inserire i ripiani nell'ordine indicato (2 - 3 - 4), per quanto riguarda l'ultimo (4) inserirlo negli appositi incastri e per evitare si muovi il ripiano mettere un po' di colla;
3. Risultato finale.

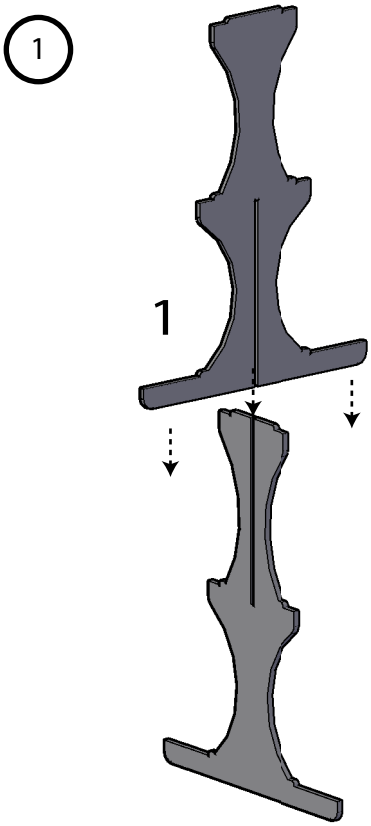

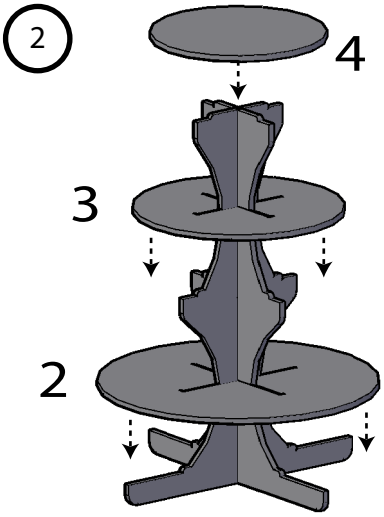



www.arcadiapubblicita.it